



Cat. No. 60-1172

Andy the Android

Your RadioShack Andy the Android is a great pal! You'll have to smile when you see this humorous inflatable robot walking. (He likes wood floors and other hard, smooth surfaces best.)

Note: The robot requires four D batteries (not supplied) and the transmitter requires one 9V battery (not supplied).

INSTALLING BATTERIES

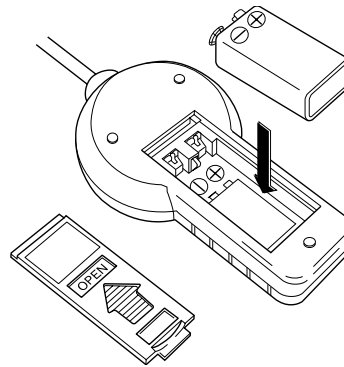
Cautions:

- Use only fresh batteries of the required size and recommended type.
- Never leave dead or weak batteries in the transmitter or the robot.
- Do not mix old and new batteries, different types of batteries (standard, alkaline, or rechargeable), or rechargeable batteries of different capacities.
- Dispose of batteries properly. Do not bury or burn them.

In the Transmitter

The transmitter requires one 9V battery. We recommend an alkaline battery, such as RadioShack Cat. No. 23-553.

1. Slide the battery compartment cover in the direction of the arrow and lift it off.
2. Put a 9-volt battery in the compartment matching the + and - symbols marked inside.



3. Replace the cover and snap it into place.

Notes:

- If the robot's operation becomes erratic or its range decreases, replace the transmitter's battery.
- If you do not plan to use the transmitter for a week or more, remove and store the battery.

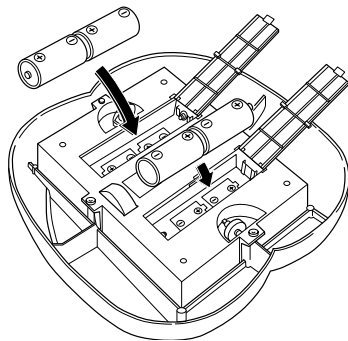
In the Robot

The robot's base requires four D batteries. We recommend alkaline batteries, such as Cat. No. 23-750.

© 1997 Tandy Corporation.
All Rights Reserved.

RadioShack is a registered trademark used by Tandy Corporation.

1. Set **ON/OFF** on the side of the base to **OFF**.
2. There are two battery compartments on the base, each of which holds two D batteries. Slide both battery compartment covers in the direction of the arrows and swing them back on their hinges.



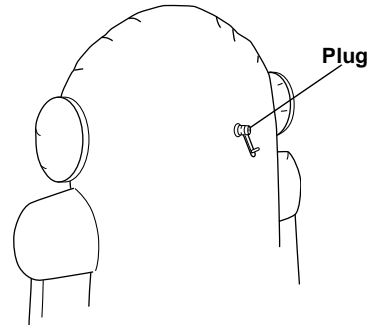
3. Put the batteries in the compartments matching the + and – symbols marked inside.
4. Close the lids and slide them until they click shut.

Notes:

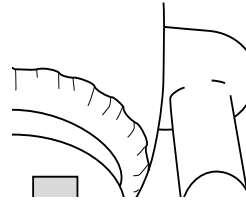
- If the robot moves slowly or not at all, replace all four batteries.
- If you do not plan to use the robot for a week or more, remove and store the batteries.

PREPARING THE ROBOT

1. Squeeze the plug and inflate the robot's body. You might need an adult's help to inflate it fully.



2. Align the four pieces of hook-and-loop tape on the bottom of the body with the four pieces on the base.



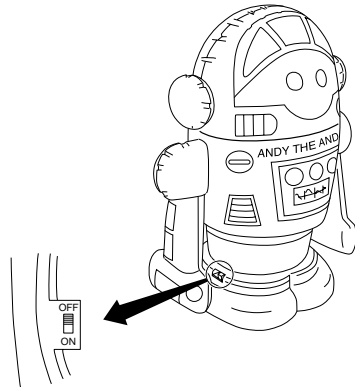
3. Press the body to the base firmly to secure it in place.

OPERATION

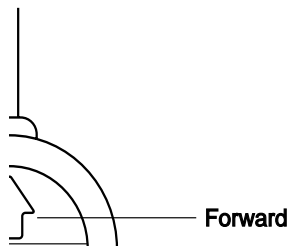
Cautions:

- Do not walk your robot on the street.
- Avoid operating the robot in the rain, sand, or snow. Doing so can damage the robot.
- To avoid crashes, always watch where the robot is going.

1. Slide **ON/OFF** on the side of the robot to **ON**.



2. The transmitter has no power switch; push the upper button to make Andy go. Release the button to stop Andy.



To turn Andy around, push the lower button. Release the button to stop Andy.

3. When you finish playing with Andy, slide **ON/OFF** to **OFF**.

Note: Hold the transmitter up high to control Andy from far away.

MAINTENANCE

Your RadioShack Andy the Android is an example for superior design and craftsmanship. Follow these suggestions to care for your robot so you can enjoy it for years.

- If the robot moves slowly and you have installed fresh batteries, check the wheel mechanisms for lint, thread, hair, or dust.
- If someone uses a CB nearby, it might interfere with control of the robot. Move away from the CB or wait until the person stops using the CB.
- You cannot operate the robot near devices with transmitters that use the same frequency (27 MHz).
- Do not store the robot or transmitter in direct sunlight or near a heater.
- Do not leave the robot or transmitter outside overnight. Night dampness can damage them.
- Do not expose the robot or transmitter to moisture or temperature extremes.
- To protect the robot from lint and hair, drive it only on hard surfaces.
- Wipe the robot with a damp cloth occasionally to keep it looking new. Do not use harsh chemicals to clean the robot. They could damage the robot's body.

Modifying or tampering with the robot or transmitter's internal components can cause a malfunction and invalidate the warranty and void your FCC authorization to operate the robot. If your robot does not work properly, take it to your local RadioShack store for assistance.

THE FCC WANTS YOU TO KNOW

This device complies with Part 15 of the FCC Rules. Operation is subject to the following two conditions: (1) This device may not cause harmful interference and (2) this device must accept any interference received, including interference that may cause undesired operation.

Your robot and transmitter might cause TV or radio interference even when they are operating properly. To determine whether your robot and transmitter are causing the interference, turn them off. If the interference goes away, your robot and transmitter are causing it. Try to eliminate the interference by:

- Moving your robot and transmitter away from the TV or radio
- Contacting your local RadioShack store for help

If you cannot eliminate the interference, the FCC requires that you stop using your robot and transmitter.

Limited Ninety-Day Warranty

This product is warranted by RadioShack against manufacturing defects in material and workmanship under normal use for ninety (90) days from the date of purchase from RadioShack company-owned stores and authorized RadioShack franchisees and dealers. EXCEPT AS PROVIDED HEREIN, RadioShack MAKES NO EXPRESS WARRANTIES AND ANY IMPLIED WARRANTIES, INCLUDING THOSE OF MERCHANTABILITY AND FITNESS FOR A PARTICULAR PURPOSE, ARE LIMITED IN DURATION TO THE DURATION OF THE WRITTEN LIMITED WARRANTIES CONTAINED HEREIN. EXCEPT AS PROVIDED HEREIN, RadioShack SHALL HAVE NO LIABILITY OR RESPONSIBILITY TO CUSTOMER OR ANY OTHER PERSON OR ENTITY WITH RESPECT TO ANY LIABILITY, LOSS OR DAMAGE CAUSED DIRECTLY OR INDIRECTLY BY USE OR PERFORMANCE OF THE PRODUCT OR ARISING OUT OF ANY BREACH OF THIS WARRANTY, INCLUDING, BUT NOT LIMITED TO, ANY DAMAGES RESULTING FROM INCONVENIENCE, LOSS OF TIME, DATA, PROPERTY, REVENUE, OR PROFIT OR ANY INDIRECT, SPECIAL, INCIDENTAL, OR CONSEQUENTIAL DAMAGES, EVEN IF RadioShack HAS BEEN ADVISED OF THE POSSIBILITY OF SUCH DAMAGES.

Some states do not allow the limitations on how long an implied warranty lasts or the exclusion of incidental or consequential damages, so the above limitations or exclusions may not apply to you.

In the event of a product defect during the warranty period, take the product and the RadioShack sales receipt as proof of purchase date to any RadioShack store. RadioShack will, at its option, unless otherwise provided by law: (a) correct the defect by product repair without charge for parts and labor; (b) replace the product with one of the same or similar design; or (c) refund the purchase price. All replaced parts and products, and products on which a refund is made, become the property of RadioShack. New or reconditioned parts and products may be used in the performance of warranty service. Repaired or replaced parts and products are warranted for the remainder of the original warranty period. You will be charged for repair or replacement of the product made after the expiration of the warranty period.

This warranty does not cover: (a) damage or failure caused by or attributable to acts of God, abuse, accident, misuse, improper or abnormal usage, crash, collision, impact, violent contact, failure to follow instructions, improper installation or maintenance, alteration, lightning or other incidence of excess voltage or current; (b) any repairs other than those provided by a RadioShack Authorized Service Facility; (c) consumables such as fuses or batteries; (d) cosmetic damage; (e) transportation, shipping or insurance costs; or (f) costs of product removal, installation, set-up service adjustment or reinstallation.

This warranty gives you specific legal rights, and you may also have other rights which vary from state to state.

RadioShack Customer Relations, Dept. W, 100 Throckmorton St., Suite 600, Fort Worth, TX 76102

We Service What We Sell

3/97

RadioShack
A Division of Tandy Corporation
Fort Worth, Texas 76102