

# Toby the Totbot



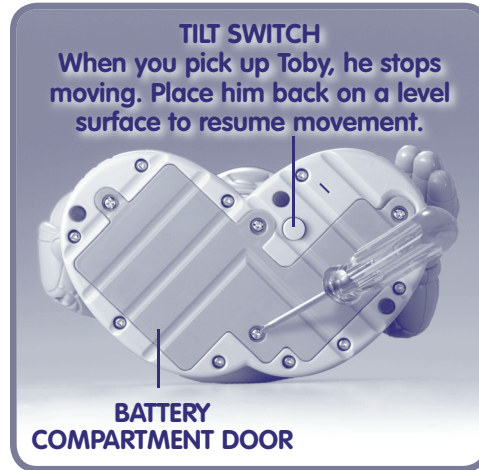
Please keep this instruction sheet for future reference, as it contains important information.


Requires three "C" batteries (included).

Adult assembly is required for battery replacement.

Tool required for battery replacement:  
Phillips screwdriver (not included).

## Battery Replacement

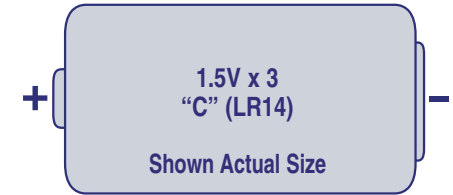


- For best results, we recommend replacing the batteries that came with this toy with three, new "C" (LR14) **alkaline** batteries.
  - Locate the battery compartment on the bottom of the toy.
  - Loosen the screws in the battery compartment door with a Phillips screwdriver. Remove the battery compartment door. Remove and throw away all three batteries.
  - Insert three "C" (LR14) **alkaline** batteries.
  - Hint:** We recommend using **alkaline** batteries for longer battery life.
  - Replace the battery compartment door and tighten the screws with a Phillips screwdriver. Do not over-tighten.
- When sounds, lights or motions from this toy become faint or stop, it's time for an adult to change the batteries.
-  • Protect the environment by not disposing of this product with household waste (2002/96/EC). Check your local authority for recycling advice and facilities (Europe only).

## Battery Safety Information

In exceptional circumstances, batteries may leak fluids that can cause a chemical burn injury or ruin your product. To avoid battery leakage:




- Do not mix old and new batteries or batteries of different types: alkaline, standard (carbon-zinc) or rechargeable (nickel-cadmium).
- Insert batteries as indicated inside the battery compartment.
- Remove batteries during long periods of non-use. Always remove exhausted batteries from the product. Dispose of batteries safely. Do not dispose of this product in a fire. The batteries inside may explode or leak.
- Never short-circuit the battery terminals.
- Use only batteries of the same or equivalent type, as recommended.
- Do not charge non-rechargeable batteries.
- Remove rechargeable batteries from the product before charging.
- If removable, rechargeable batteries are used, they are only to be charged under adult supervision.



## Your little learning friend!

This little learning friend teaches fundamentals like the alphabet, numbers, and shapes—all with endearing charm and plenty of singing and dancing! Toddlers will discover just how much fun learning can be with Toby's friendly voice, light-up display screen, interactive music, and lots of fun movement.

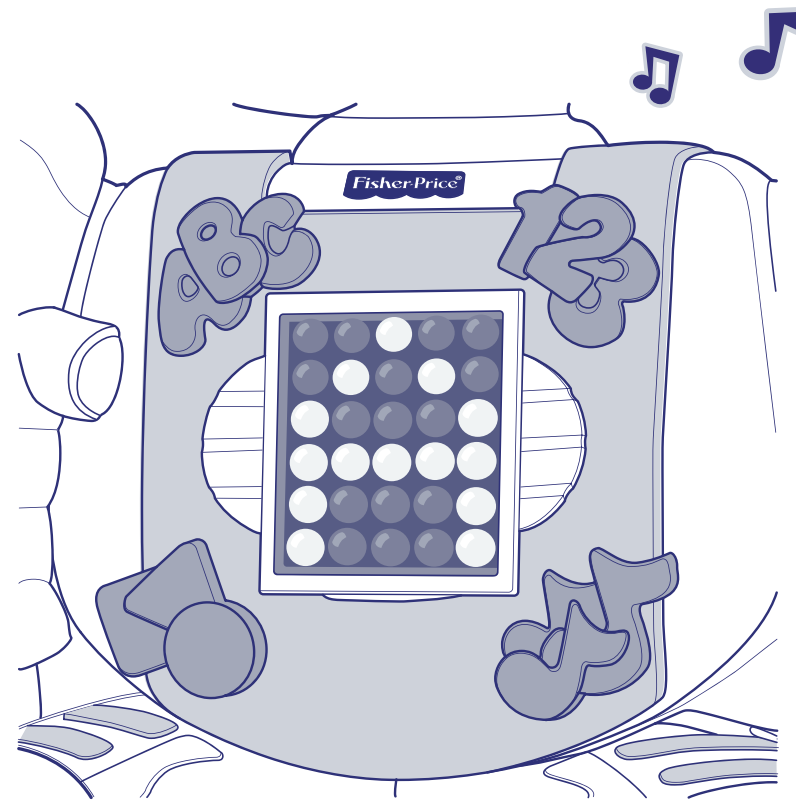


- Locate the power/volume switch on Toby's foot.
- Slide the switch to the desired position: on with low volume ; or on with high volume .
- When your child is finished playing with this toy, slide the power/volume switch off .


### Hints:

- If your child does not press any of Toby's buttons for a while, Toby says "bye bye" and turns off automatically (sleep mode).
- Static electricity that comes in contact with this toy may temporarily stop its electronic function. A static electric charge can be created simply by walking across a carpet or rug and then touching this toy. To reset the toy, either: Slide the power/volume switch to the off position and then back to the on position again; or Remove the batteries from the toy and reinstall the same batteries.


## Let the learning fun begin!




### Letters

Press the  button to learn the alphabet. Each time you press, Toby says the letter and displays it on his screen.


### Shapes

Press the  button to learn shapes. Each time you press, Toby says the name of a shape and displays it on his screen. There are six shapes in all.

### Numbers

Press the  button to learn numbers. Each time you press, Toby says the number and displays it on his screen.

### Music

Press the  button to hear Toby sing along with fun, flashing lights. Press again to hear another song. There are three songs in all.

## Care

- Wipe this toy with a clean damp cloth dampened with a mild soap and water solution.
- Do not immerse this toy.

## Consumer Information

Visit us on-line at [www.service.fisher-price.com](http://www.service.fisher-price.com).

Call our Consumer Relations Department, toll-free at **1-800-432-5437**, 9 AM - 7 PM EST Monday through Friday and 11 AM - 7 PM EST Saturday. Hearing-impaired consumers using TTY/TDD equipment, please call 1-800-382-7470.

Write to us at: Fisher-Price® Consumer Relations, 636 Girard Avenue, East Aurora, New York 14052.

## FCC Statement

### (United States Only)

Note: This equipment has been tested and found to comply with the limits for a Class B digital device, pursuant to Part 15 of the FCC Rules. These limits are designed to provide reasonable protection against harmful interference in a residential installation. This equipment generates, uses and can radiate radio frequency energy and, if not installed and used in accordance with the instructions, may cause harmful interference to radio communications. However, there is no guarantee that interference will not occur in a particular installation. If this equipment does cause harmful interference to radio or television reception, which can be determined by turning the equipment off and on, the user is encouraged to try to correct the interference by one or more of the following measures:

- Reorient or relocate the receiving antenna.
- Increase the separation between the equipment and receiver.
- Consult the dealer or an experienced radio/TV technician for help.

Note: Changes or modifications not expressly approved by the manufacturer responsible for compliance could void the user's authority to operate the equipment.

### For countries outside the United States:

**CANADA:** Questions? 1-800-432-5437. Mattel Canada Inc., 6155 Freemont Blvd., Mississauga, Ontario L5R 3W2; [www.service.mattel.com](http://www.service.mattel.com).

**GREAT BRITAIN:** Mattel UK Ltd, Vanwall Business Park, Maidenhead SL6 4UB. Helpline: 01628 500303; [www.service.mattel.com/uk](http://www.service.mattel.com/uk)

**AUSTRALIA:** Mattel Australia Pty. Ltd., 658 Church Street, Locked Bag #870, Richmond, Victoria 3121 Australia. Consumer Advisory Service 1300 135 312.

**NEW ZEALAND:** 16-18 William Pickering Drive, Albany 1331, Auckland.

**ASIA:** Mattel East Asia Ltd, Room 1106, South Tower, World Finance Centre, Harbour City, Tsimshatsui, HK, China.